0-80-468-07245

ALL DIMENSIONS ARE IN MILLIMETRES

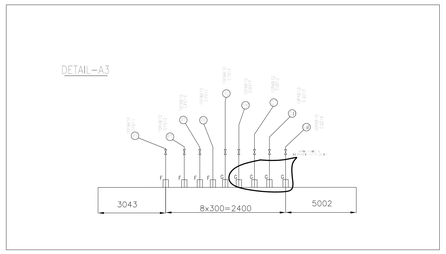

NOTES: –

01 DESIGN PRESSURE : 5.5 Kg/Cm^2 (g)
02 DESIGN TEMPARETURE : 60° C
03 WORKING MEDIUM : SEA WATER
04 HYDRO TEST PRESSURE : 8.25 Kg/Cm^2 (g)
05 FOR ERECTION WELDING SCHEDULE REFER DRG No. 4-80-468-81667
06 PAINTING/COATING SHALL BE AS PER APPROVED PAINTING SCHEDULE & QP.
07 PIPE EDGE PREPARATION & ELECTRODE DETAILS ARE AS FOLLOWS UNLESS OTHERWISE INDICATED

PIPE SIZE ODxT	MATERIAL SPECN.	WT. Kg/M	EP AS PER 4-80-468-81178		RADIUS OF BEND	WELD SPECN.	ELECTRODE	SPECN.
			STY	d1			ROOT RUN	FURTHER RUN
OD2540X20	IS 2062 Fe410A	1242.655	D	2500	R=1875	20 $\overline{V}$	E7018	E7018
OD2540x18	IS3589-410MPA	1119.400	D	2504	R=1875	18 $\overline{V}$	E7018	E7018
OD3820X20	IS 2062 Fe410A	1874.692	D	3780	R=2850	20 $\overline{V}$	E7018	E7018
OD3820x18	IS3589-410MPA	1687.600	D	3784	R=2850	18 $\overline{V}$	E7018	E7018

08 ● INDICATES 2mm SITE WELD GAP
09 GLASS FLAKE COATING SHALL BE CARRIED OUT AFTER WELDING THE STUBS AND ATTACHMENT WHEREVER APPLICABLE.
10 FOR ERECTION,THIS DRAWING IS TO BE READ ALONG WITH PEM-DRAWING NO: PE-DG-412-165-M001 GENERAL ARRANGEMENT OF CW SUPPLY AND RETURN PIPING & PE-DG-412-165-M002 LAYOUT OF CW & ACW PIPING.
11 REFER DRG NO-4-80-468-81178 FOR PRODUCTION.
12 REFER DRG NO-4-80-468-81177 FOR SHOP COATING DETAIL NEAR BEVEL END

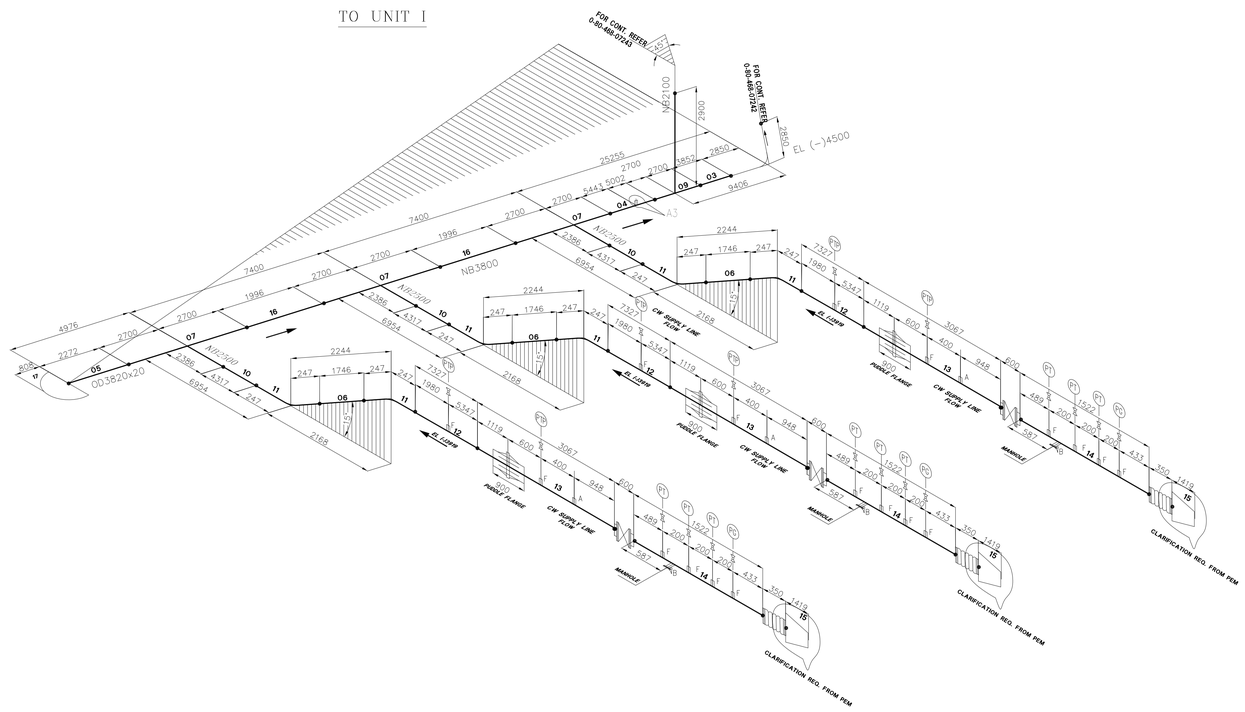

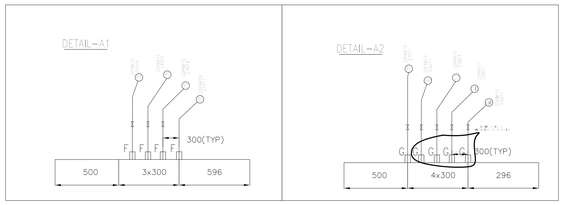

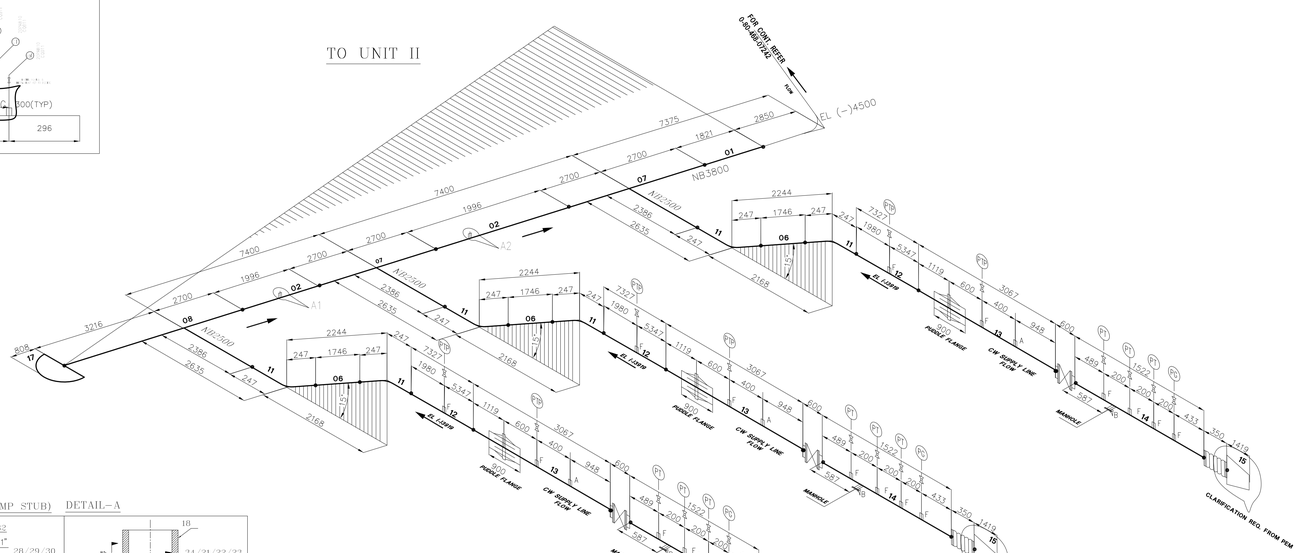

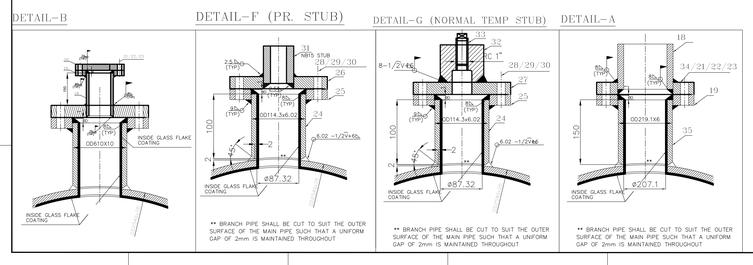

DU NO.	ITEM NO.	DESCRIPTION	DRAWING NO.	ITEM NO. / VAR NO.	MATERIAL CODE / MATERIAL SPEC.	A / C	UNIT WT. / QTY.
	35	PIPE OD 219.1x6 ; L=150	0-80-468-07245		15 938 549 0000 / IS 3589 410 MPA	4	729 / 6
	34	FLAT FACED FLANGE NB 200 ; DSS	0-80-468-07245		--- / SS	9	305 / 6
	33	PLUG RC-1" (SS)	4-80-468-81453		--- / SA815 S32205	0	200
	32	TEMP STUB (SS) RC-1" L=45	4-80-468-81452		--- / SA815 S32205	0	844
	31	BRANCH PIPE OD21.3X2.77 L=10M	0-80-468-07245		15 455 004 6000 / SA790 S32205	12	700 / 1
	30	RUBBER GASKET NB100	0-80-468-07245		--- / ----	0	500 / 54
	29	NUT M16 (SS)	0-80-468-07245		--- / SS	5	450 / 432
	28	BOLT M16 X80 (SS)	0-80-468-07245		--- / SS	5	450 / 432
	27	BLANK FLANGE NB100 CL150 FOR TEMP STUB (DSS)	4-80-468-81451		--- / SA815 S32205	5	450 / 8
	26	BLANK FLANGE NB100 CL150 FOR PRESSURE STUB (DSS)	4-80-468-81463		--- / SA815 S32205	7	370 / 46
	25	FLAT FACED FLANGE NB100 CL150 CS	4-80-468-81450		15 011 081 0000 / IS 2062 E250B	5	450 / 54
	24	BRANCH PIPE OD114.3x6.02 L=100	0-80-468-07245		15 082 490 0000 / SA106GRB	1	607 / 54
	23	RUBBER GASKET NB200	0-80-468-07245		---- / ----	0	500 / 12
	22	NUT M20 (SS)	0-80-468-07245		--- / SS	0	100 / 96
	21	BOLT M20 X 90 (SS)	0-80-468-07245		--- / SS	6	708 / 96
	20	BLANK FLANGE NB 200 ; DSS	0-80-468-07245		--- / ----	9	305 / 6
	19	FLAT FACED FLANGE NB 200 ; PN10	4-80-463-66140		15 011 081 0000 / IS 2062 FE 410B	9	305 / 12
	18	PIPE OD 219.1x3.76 ; L=5000MM	0-80-468-07245		15 455 001 6000 / SA790-S32220	99	850 / 1
	17	TORI SHHERICAL DISED END PIPE OD3820 GF COAT (UG)	4-80-468-81707		15 942 511 0000 / SA 515 GR70	3300	000 / 2
	16	PF PIPE OD3820x20 L=1996 GF COAT (UG)	3-80-468-33905	28	----- / IS 2062 Fe410A	3740	368 / 2
	15	PF RED. OD2540X2132 GF COAT (OG)	4-80-468-81666		----- / IS 2062 Fe410A	1570	054 / 6
	14	PF PIPE OD2540x20 WITH MANHOLE GF COAT (OG)	3-80-468-33976		----- / IS 2062 Fe410A	2619	836 / 6
	13	PUDDLE FLANGE ASSY.OD2540 L=3067 GF COAT (OG)	3-80-468-33974		----- / WELD MENT	5621	892 / 6
	12	PF PIPE OD2540X20 L=7327 GF COAT (UG)	3-80-468-33906	18	----- / WELD MENT	9104	901 / 6
010	11	15DEG MITRE BEND OD2540X20 GF COAT (UG)	3-80-468-33651		----- / IS 2062 Fe410A	638	723 / 12
	10	PF PIPE OD2540x20 L=4317 GF COAT (UG)	3-80-468-33906	17	----- / IS 2062 Fe410A	2170	278 / 3
	09	FAB. UNEQT OD3820X2132 GF COAT (UG)	3-80-468-33972		----- / IS 2062 Fe410A	11471	990 / 1
	08	FAB. UNEQT OD3820X2540 GF COAT (UG)	3-80-468-33971		----- / IS 2062 Fe410A	1225	065 / 1
	07	FAB. UNEQT OD3820X2540 GF COAT (UG)	3-80-468-33970		----- / IS 2062 Fe410A	11286	102 / 5
	06	PF PIPE OD2540x20 L=1746 GF COAT (UG)	3-80-468-33906	15	----- / IS 2062 Fe410A	2169	740 / 6
	05	PF PIPE OD3820x20 L=2272 GF COAT (UG)	3-80-468-33905	31	----- / IS 2062 Fe410A	4257	683 / 1
	04	PF PIPE OD3820x20 L=10445 GF COAT (UG)	3-80-468-33905	30	----- / IS 2062 Fe410A	19573	504 / 1
	03	PF PIPE OD3820x20 L=3852 GF COAT (UG)	3-80-468-33905	29	----- / IS 2062 Fe410A	7218	389 / 1
	02	PF PIPE OD3820x20 L=1996 GF COAT (UG)	3-80-468-33905	28	----- / IS 2062 Fe410A	3740	368 / 2
	01	PF PIPE OD3820x20 L=1821 GF COAT (UG)	3-80-468-33905	27	----- / IS 2062 Fe410A	3412	395 / 1

CUST NO. 7273 — REL NO.

CUSTOMER: TAMILNADU GENERATION & DISTRIBUTION CORPORATION LTD

CONSULTANT: DESEIN PRIVATE LIMITED, DESEIN HOUSE, NEW DELHI

NAME OF PROJECT.
2x660MW ENNORE SEZ SUPERCRITICAL THERMAL POWER PROJECT AT ASH DYKE OF NCTPS,CHENNAI

BHARAT HEAVY ELECTRICALS LIMITED
PIPING CENTRE
CHENNAI 600 017

	NAME	SIGN	DATE	NO.OF VAR.
DRN	BABU HARIHARAN	-Sd-	20.10.17	
CHD	P.SURESH	-Sd-	20.10.17	
APPD	SESHAGIRI	-Sd-	20.10.17	

DEPT ENGG. CODE | GRADE OF UNTOL. DIM C/M/F | SCALE N.T.S | WEIGHT (KG) --- | REFER DRG No. | ITEM No.

TITLE: COOLING WATER SUPPLY LINE NEAR PUMP HOUSE

CARD CODE U-01 | PC DRAWING NO. 0-80-468-07245 | REV 00

REV 01 | DATE | ALTERED | APPROVED | ZONE

NORTH

CAUTION: The information on this drawing is the property of BHARAT HEAVY ELECTRICALS LTD. It must not be used or reproduced in any way detrimental to the interest of the Company.

Size A0